




The hinged door panel holds open for easy cleaning & relamping.



The top & bottom lenses, as well as the divider panel, remove easily without tools.



The unitized ballast assembly that houses all electrical components is easy to remove thanks to keyhole slots & a quick-disconnect plug.



Vista's optional QX20 quartz exam light attaches to the Brighton providing high-intensity, color-corrected illumination.

## Specifications

### Construction

- Chassis, ballast tray and door panel are extruded, anodized aluminum.
- High-reflectance divider
- Full-length lens support channels.
- Die cast aluminum end caps.
- Replaceable slide-in decor panel on front door.
- UL & CUL Listed

### Lenses

- Prismatic acrylic lenses.
- Aluminum lens trim to prevent sagging.

### Lamps

- T8 or T5 lamps Included.

### Ballast Tray Assembly

- Quick-disconnect allows easy one person maintenance.
- Ballasts mounted with lampholders on the removable ballast assembly for easy service.

### Switching

- Standard location is center of fixture.
- ON/OFF or 3-way pull chain for one circuit control.

- Four-position sequential switch for uplight and downlight.
- ON/OFF rocker for downlight only.
- Optional solid state Low-Voltage Controller (LVC).\*

### Finish

- Mission White end caps. Custom colors available.
- All other aluminum parts are clear-anodized.
- Standard decor colors listed on reverse. Custom colors available.

### Antimicrobial

- Agion® antimicrobial protection
- Protects against bacteria colonization
- Non-organic silver technology

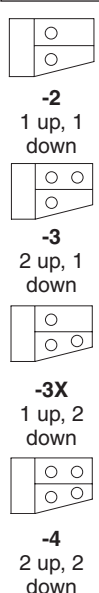
### Warranty

- 15 Year standard Vista warranty

\* Optional solid-state low-voltage controller to accommodate switching through nurse call handset by others, or a pillow switch by VISTA.

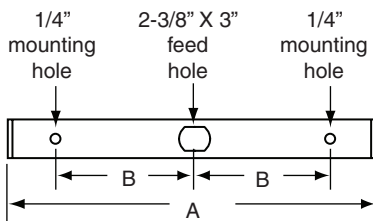
Specifier's Reference	
Project Name	Type
Catalog No.	
Comments	



Series	Lamp Configuration	Switching	Lamps & Ballasts	Voltage	Options	Finish
<b>Ag28</b> Nominal 2 ft. fixture length <b>Ag41</b> Nominal 3 ft. fixture length <b>Ag53</b> Nominal 4 ft. fixture length		<p><b>Specify:</b>  <b>L (Left) R (Right) C (Center)</b></p> <p><b>-2 (L, R or C)</b> On/Off pull chain for downlight only</p> <p><b>-3 (L, R or C)</b> 3-way pull chain (not available with 277V)</p> <p><b>-4 (L, R or C)</b> 4-position pull chain</p> <p><b>-R (L, R or C)</b> On/Off rocker</p> <p><b>-Z</b> No switch</p> <p><b>-LVC</b> Solid state Low-Voltage Controller (LVC) for patient control of either or both circuits through remote momentary contact switch or nurse call handset by others</p> <p><b>-PS2</b> Pillow switch with momentary contact switch for control of downlight only (includes LVC)</p> <p><b>-PS4</b> Pillow switch with single pole double throw momentary contact switch for control of both up and downlight (includes LVC)</p> <p><b>-MCS/2 (L, R or C)</b> On/off momentary contact rocker switch on bedlight for staff control of one circuit where patient is using a pillow switch or a nurse call handset (use in conjunction with pillow switch or LVC)</p> <p><b>-MCS/4 (L, R or C)</b> Same as MCS2 but to control two circuits</p>	<p><b>-T8EL</b> <b>-T8MAG</b> <b>-T5</b> (Not available in High Output)</p>	<p><b>-UNV</b> Universal voltage ballasts</p>	<p><b>Specify:</b>  <b>L (Left) R (Right)</b></p> <p><b>-A</b> ACRI-TUF top lens</p> <p><b>-NLF (L or R)</b> 5-watt PL Fluorescent nightlight</p> <p><b>-RNLF (L or R)</b> 5-watt PL Fluorescent nightlight with rocker switch</p> <p><b>-CO (L or R)++</b> Grounded convenience outlet, fixture bottom</p> <p><b>-DXHD(L or R)++</b> Red hospital-grade duplex receptacle installed in end cap</p> <p><b>-DXHV(L or R)++</b> Ivory hospital-grade duplex receptacle installed in end cap</p> <p><b>-MP</b> Top plate in place of lens for downlight only</p> <p><b>-RIF</b> Radio-frequency interference suppressor (1 per circuit)</p> <p><b>-FH</b> GLR fuse and HLR holder set (1 per ballast)</p>	<p><b>-X</b> Custom specified color</p> <p><b>-MW</b> Mission White</p> <p><b>-AN</b> Antique White</p> <p><b>-GO</b> Golden Oak</p> <p><b>-CH</b> Cherry</p>

++No more than one duplex or two single outlets may be supplied per fixture

## Mounting & Dimensions



Nominal Length	A		B	
	in	mm	in	mm
2'	27-1/2	699	8-5/8	219
3'	39-1/2	1003	14-5/8	372
4'	51-1/2	1308	20-5/8	524

